

Root ZX mini is compact, lightweight and designed to fit the hand. It can be placed on a tray, the patient's apron, or any other convenient place.



Diagnostic and Imaging Equipment



Treatment Units



Handpieces and Instruments



Endodontic Systems



Laser Equipment



Laboratory Devices



Root ZX mini

Design meets precision



Distribution
J. Morita Europe GmbH
Justus-von-Liebig-Str. 27a
63128 Dietzenbach
Germany
T +49. 6074. 836 0, F +49. 6074. 836 299
www.morita.com/europe

Development and Manufacturing
J. Morita Mfg. Corporation
680 Higashihama Minami-cho, Fushimi-ku
Kyoto 612-8533
Japan
T +81. 75. 611 2141, F +81. 75. 622 4595
www.morita.com

Subject to technical changes and errors.
JME EN PUB 52674 0414 *3.

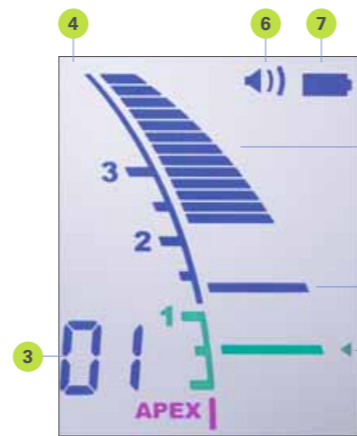


Thinking ahead. Focused on life.



- Color Options**
- White
 - Red
 - Green
 - Blue

Root ZX mini measures root canals accurately and precisely



Actual size

The positions of the flash bar and the memory bar can be set as guides for canal measurement and enlargement.

1 – Flash bar
The reference point for measurement or enlargement can be set anywhere between 2 and APEX.

2 – Memory bar
It can be used to mark the beginning of a sharp curve or some certain distance from the apex. It can also be used as a guide when the file size is changed for canal enlargement. The memory bar can be set only by the measurement state.

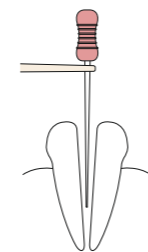
3 – Information display
Number of bars left before flash bar is reached (during measurement). Memory no. for flash bar (without measurement).

4 – Liquid crystal display

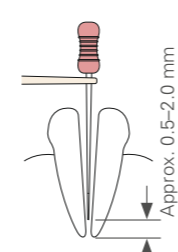
5 – Canal length indicator bars

6 – Sound volume (off, low, high)

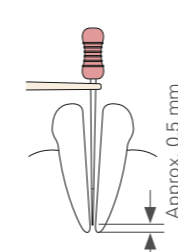
7 – Battery power indicator



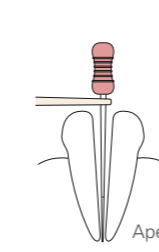
The meter is activated when the file is inserted into a root canal. The number of bars remaining before the file reaches the flash bar is shown in the lower left corner of the display.



When the file tip reaches a position near the apex, the bar color changes to green to indicate you have reached a critical area.



The small triangle on the right side of the meter indicates the point set for reference.



The position of the apex is represented by the word "APEX". The meter bars in this area are pink.

Specifications



Specifications	
Name	Root ZX mini
Model	RCM-7
Rating	DC 4.5 V
Power Consumption	0.2 W
Size	W 60 mm × D 103 mm × H 57 mm
Weight	approx. 110 g



- Root ZX mini accessories**
- 1 × probe cord
 - 3 × file holders
 - 5 × contrary electrodes
 - 1 × canal-length tester
 - 3 × DC 1.5 V AAA size battery

Compact and lightweight design

Built on the industry standard Root ZX technology, Root ZX mini measures in both wet or dry canal conditions with class-leading accuracy.

Accurate measurement

Utilizing the ratio technique, Root ZX mini provides a highly accurate indication of the file's location. The accuracy of the measurement is not affected by the presence or absence of blood, other discharges, electrolytes, saline, tap water, or hydrogen peroxide.

No zero adjustment

It is not necessary to set the device on zero before measuring each individual canal.

Automatic calibration

Automatic calibration ensures accuracy and eliminates the effect of changes in temperature, moisture, etc. inside the canal, even during the treatment.

Color liquid crystal display

The color liquid crystal display is easy to read, providing a clear progressive display and high contrast.